


DataMax® Mini-6a F/UTP Patch 28 AWG



Side by side comparison of 26 AWG and 28 AWG DataMax® Patch cable. DataMax® Mini-6a Patch features a 23% reduction in size, a 38% smaller cross sectional area as well as a 33% difference in weight.

Superior DataMax® performance is now available with a 28 AWG reduced diameter profile and patent-pending shield engineered specifically for patching and top of rack applications in Category 6 and 6a systems. Recognized by the TIA as of September 2018 in the 568.2-D standard. The smaller gauge copper conductor will meet Category 6a plug-to-plug electrical and transmission parameters up to 56 meters. This smaller, more flexible and spline-free design improves cable density and provides less cross sectional area promoting increased air flow to maximize rack

DESIGN FEATURES

- 28 AWG Stranded Tinned Copper
- Twisted Pair Construction
- Patent Pending Spline-Free Design
- Polyvinylchloride (PVC) Jacket
- Slim Design compared to standard 26 AWG Cat 6a
 - 23% reduction in size
 - 38% smaller cross sectional area

- Increased Flexibility

- Tight Bend Radius

- Improved Cable Density

APPLICATIONS

- Top of Rack
- Patching Solutions
- High Density Installations
- Temperature Sensitive Spaces
- Secure Networks

LISTINGS/RATINGS

- NEC (UL) Type CMR
- CEC C(UL) Type CMR

DataMax® Mini-6a Patch At-A-Glance

TIA EXAMPLE

90 Meter Horizontal + 10 Meter Patch = 100 Meter Channel



28 AWG PATCH EXAMPLES

90 Meter Horizontal + 7.8 Meter Patch = 97.8 Meter Channel



86 Meter Horizontal + 2 Meter Patch = 88 Meter Channel



Plug to Plug 28AWG DataMax® Mini-6a = 56 Meters

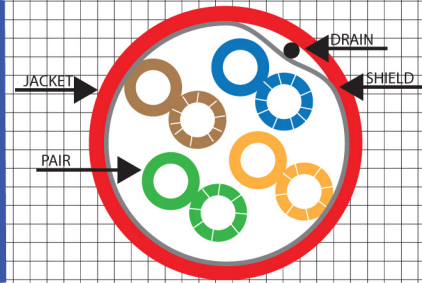


Examples based on 23 AWG Horizontal cable being used in each channel. TIA example utilizes 26 AWG patch cable.

DataMax® Mini-6a F/UTP Patch 28 AWG

CONSTRUCTION

| | | | |
|-------------|---|-----------|-----------|
| CONDUCTOR: | 28 AWG 7/36 STRANDED TINNED COPPER | NOM. DIA. | .015" |
| INSULATION: | HIGH DENSITY POLYETHYLENE, .008" NOM. WALL THICKNESS | | .031" |
| PAIRS: | COLOR CODED SINGLES TWISTED INTO PAIRS | | .064" |
| CABLE: | (4) TWISTED PAIRS TWISTED TOGETHER TO FORM A CABLE CORE | | |
| SHIELD: | AN ALUMINUM FOIL SHIELD (100% COVERAGE) SHALL BE APPLIED OVER THE CABLE CORE AND SHALL INCLUDE A 28AWG STRANDED TINNED COPPER DRAIN WIRE IN CONTACT WITH THE OUTER SURFACE. | | .146" |
| JACKET: | POLYVINYLCHLORIDE, (COLOR, PER CHART 1), .020" NOM. WALL THICKNESS: | | .186" NOM |
| | OVERALL CABLE DIAMETER | | .191" MAX |




PHYSICAL PROPERTIES

| | |
|-------------------------------------|----------|
| TEMPERATURE RATING, MAX. | 75°C |
| TEMPERATURE RATING, MIN. | -20°C |
| WT./M', NOM., NET. | 15.2 LBS |
| QUABBIN COLORS & PART NUMBERS BELOW | |

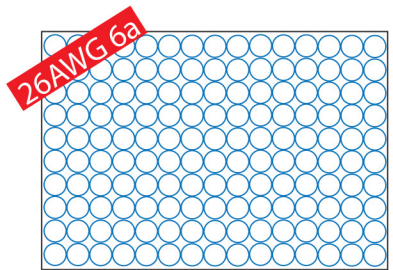
Side by side comparison in a space measuring 4x4x7 inches

ELECTRICAL CHARACTERISTICS

| | |
|-------------------------------|---|
| CAPACITANCE, MUTUAL, NOM. | .13.5 PF/FT. AT 1 MHz |
| DIELECTRIC WITHSTANDING, MIN. | 1500V RMS |
| VOLTAGE RATING, MAX. | 300V |
| D.C. RESISTANCE, NOM. | 68.2 Ω/1000' |
| IMPEDANCE | 100 +/- 15 Ω 1-500 MHz |
| IMPEDANCE, SMOOTHED | 100 +/- 10 Ω TYPICAL 5 - 500 MHz |
| RETURN LOSS | 1 ≤ f < 10 MHz 20 + 5 LOG (F) dB MIN 10 ≤ f < 20 MHz 25 dB MIN 20 ≤ f ≤ 500 MHz 25 - 8.6 LOG(F/20) dB MIN |
| PS NEXT | 1 ≤ f ≤ 500 MHz 42.3 - 15 LOG(F/100) dB MIN |
| NEXT | 1 ≤ f ≤ 500 MHz 44.3 - 15 LOG(F/100) dB MIN |
| PSACRF | 1 ≤ f ≤ 500 MHz 24.8 - 20 LOG(F/100) dB MIN |
| ACRF | 1 ≤ f ≤ 500 MHz 27.8 - 20 LOG(F/100) dB MIN |
| INSERTION LOSS | 1 ≤ f ≤ 500 MHz 1.9 [1.82 SQRT(F) + 0.0091(F) + 0.25/SQRT(F)] dB MAX |
| DELAY | 1 ≤ f ≤ 500 MHz 534 + 36/SQRT(F) ns MAX |
| DELAY SKEW | 1 ≤ f ≤ 500 MHz <45ns MAX |
| TCL | 1 ≤ f ≤ 500 MHz 30-10LOG(F/100) |
| ELTCTL | 1 ≤ f ≤ 30 MHz 35-20LOG(F) |



150 Cables, 1lb. 15.8 oz.



150 Cables, 2lbs. 12 oz.

2231 BLACK

2234 ORANGE

2237 BLUE

2240 WHITE

2243 PINK

2232 BROWN

2235 YELLOW

2238 VIOLET

2241 BEIGE

2244 AQUA

2233 RED

2236 GREEN

2239 GRAY

2242 LIGHT BLUE

2245 LIME

Colors shown are a representation only. If you require color matching please contact us direct.



Quabbin Wire and Cable Co., Inc. 10 Maple Street, Ware, MA 01082

800.368.3311 • 413.967.6281 • fax 413.967.7564 • www.quabbin.com